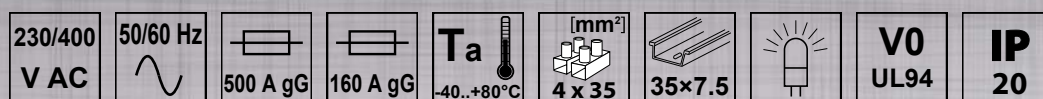


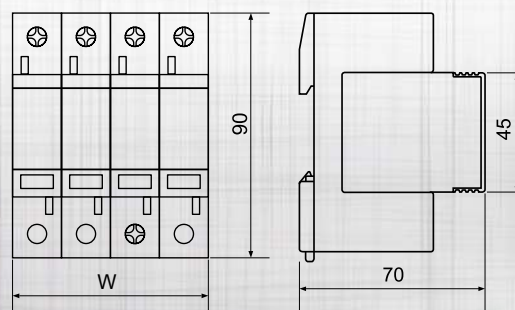
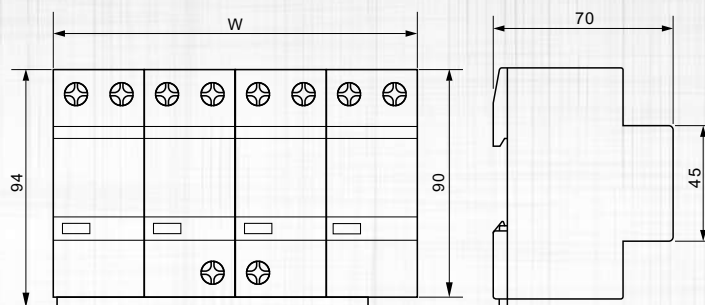
# ESPD. DESCĂRCĂTOARE DE SUPRATENSIUNE

## Descărcătoare de supratensiune tip 1+2.



TRACON	xP	U <sub>c</sub>	I <sub>imp</sub> L-N/(N-PE)1P 10/350µs	I <sub>n</sub> L-N/(N-PE) 8/20µs	I <sub>max</sub> 8/20µs	U <sub>p</sub> L-N/(N-PE)	W (mm)
ESPD1+2-50-1P	1P	385 V AC	50 kA	50 kA	160 kA	≤ 2,5 kV	TN 36
ESPD1+2-50-2P	2P	385 V AC	50 kA	50 kA	160 kA	≤ 2,5 kV	TN 72
ESPD1+2-50-3P	3P	385 V AC	50 kA	50 kA	160 kA	≤ 2,5 kV	TN-C 108
ESPD1+2-50-4P	4P	385 V AC	50 kA	50 kA	160 kA	≤ 2,5 kV	TN-S 144
ESPD1+2-50-1+1P	1+1P	385 V AC	50 kA / 100 kA	50 kA / 100 kA	160 kA / 200 kA	≤ 2,5 kV	TN, TT 72
ESPD1+2-50-3+1P	3+1P	385 V AC	50 kA / 100 kA	50 kA / 100 kA	160 kA / 200 kA	≤ 2,5 kV	TN-S, TT 144
ESPD1+2-12.5-1P	1P	275 V AC	12,5 kA	20 kA	50 kA	≤ 1,3 kV	TN 18
ESPD1+2-12.5-2P	2P	275 V AC	12,5 kA	20 kA	50 kA	≤ 1,3 kV	TN 36
ESPD1+2-12.5-3P	3P	275 V AC	12,5 kA	20 kA	50 kA	≤ 1,3 kV	TN-C 54
ESPD1+2-12.5-4P	4P	275 V AC	12,5 kA	20 kA	50 kA	≤ 1,3 kV	TN-S 72
ESPD1+2-12.5-1+1P	1+1P	275 V AC	12,5 kA	20 kA / 40 kA	50 kA / 70 kA	≤ 1,3 kV / 1,5 kV	TN, TT 36
ESPD1+2-12.5-3+1P	3+1P	275 V AC	12,5 kA	20 kA / 40 kA	50 kA / 70 kA	≤ 1,3 kV / 1,5 kV	TN-S, TT 72
ESPD1+2-12.5M*	1P	275 V AC	12,5 kA	20 kA	50 kA	≤ 1,3 kV	TN 18
ESPD1+2-12.5NPE*	+P1	275 V AC	12,5 kA	40 kA	70 kA	≤ 1,5 kV	TN, TT 18

\* element modular



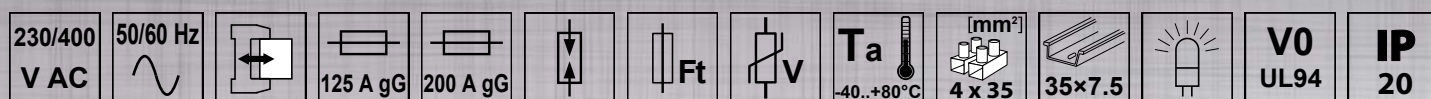
**TRACON**  
ELECTRIC®

310045 Arad, Str. Liviu Rebreanu nr. 7. • Telefon: +40 257 273 376, 273117  
www.traconelectric.com • tracon@traconelectric.com • comenzi@traconelectric.com

**Informații suplimentare la distribuitorii noștri!**

# ESPD. DESCĂRCĂTOARE DE SUPRATENSIUNE

## Descărcătoare de supratensiune tip 2.



TRACON	xP	U <sub>c</sub>	I <sub>n</sub> L-N/(N-PE) 8/20μs	I <sub>max</sub> 8/20μs	U <sub>p</sub> L-N/(N-PE)		W (mm)
ESPD2-40-1P	1P	275 V AC	20 kA	40 kA	≤ 1,3 kV	TN	18
ESPD2-40-2P	2P	275 V AC	20 kA	40 kA	≤ 1,3 kV	TN	36
ESPD2-40-3P	3P	275 V AC	20 kA	40 kA	≤ 1,3 kV	TN-C	54
ESPD2-40-4P	4P	275 V AC	20 kA	40 kA	≤ 1,3 kV	TN-S	72
ESPD2-40-1+1P	1+1P	275 / 255 V AC	20 kA	40 kA	≤ 1,3 kV / 1,5 kV	TN, TT	36
ESPD2-40-3+1P	3+1P	275 / 255 V AC	20 kA	40 kA	≤ 1,3 kV / 1,5 kV	TN-S, TT	72
ESPD2-40M*	1P	275 V AC	20 kA	40 kA	≤ 1,3 kV	TN	18
ESPD2-40NPE*	+P1	255 V AC	20 kA	40 kA	≤ 1,5 kV	TN, TT	18
ESPD2-70-1P	1P	275 V AC	40 kA	70 kA	≤ 1,7 kV	TN	18
ESPD2-70-2P	2P	275 V AC	40 kA	70 kA	≤ 1,7 kV	TN	36
ESPD2-70-3P	3P	275 V AC	40 kA	70 kA	≤ 1,7 kV	TN-C	54
ESPD2-70-4P	4P	275 V AC	40 kA	70 kA	≤ 1,7 kV	TN-S	72
ESPD2-70-1+1P	1+1P	275 / 255 V AC	40 kA	70 kA	≤ 1,7 kV / 1,5 kV	TN, TT	36
ESPD2-70-3+1P	3+1P	275 / 255 V AC	40 kA	70 kA	≤ 1,7 kV / 1,5 kV	TN-S, TT	72
ESPD2-70M*	1P	275 V AC	40 kA	70 kA	≤ 1,7 kV	TN	18
ESPD2-70NPE*	+P1	255 V AC	40 kA	70 kA	≤ 1,5 kV	TN, TT	18

\* element modular



**TRACON**  
ELECTRIC®

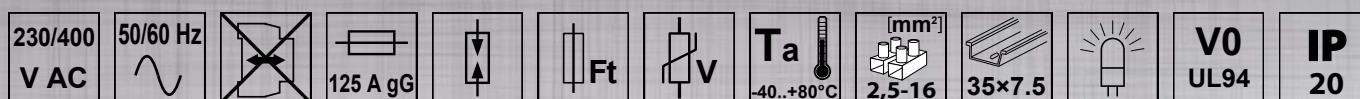
310045 Arad, Str. Liviu Rebreanu nr. 7. • Telefon: +40 257 273 376, 273117  
www.traconelectric.com • tracon@traconelectric.com • comenzi@traconelectric.com

**Informații suplimentare la distribuitorii noștri!**



# ESPD. DESCĂRCĂTOARE DE SUPRATENSIUNE

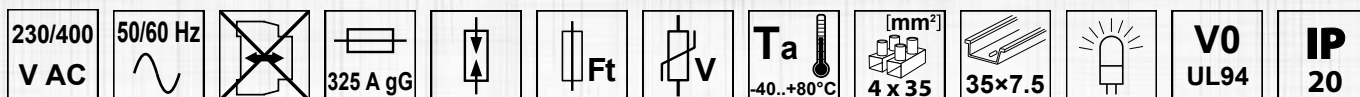
## Descărcătoare de supratensiune tip 2+3.




TRACON	xP	U <sub>c</sub>	I <sub>n</sub> L-N/(N-PE) 8/20μs	I <sub>max</sub> 8/20μs	U <sub>oc</sub>	U <sub>p</sub> L-N/(N-PE)		W (mm)
ESPD2+3-40-2P	2P	275 V AC	20 kA	40 kA	10 kV	≤ 1,3 kV	TN	18
ESPD2+3-40-4P	4P	275 V AC	20 kA	40 kA	10 kV	≤ 1,3 kV	TN-S	36
ESPD2+3-40-1+1P	1+1P	275 V AC	20 kA	40 kA	10 kV	≤ 1,3 kV / 1,5 kV	TN, TT	18
ESPD2+3-40-3+1P	3+1P	275 V AC	20 kA	40 kA	10 kV	≤ 1,3 kV / 1,5 kV	TN-S, TT	36



## Descărcătoare de supratensiune tip 1+2+3.



TRACON	xP	U <sub>c</sub>	I <sub>imp</sub> L-N/(N-PE)1P 10/350μs	I <sub>n</sub> L-N/(N-PE) 8/20μs	I <sub>max</sub> 8/20μs	U <sub>oc</sub>	U <sub>p</sub> L-N/(N-PE)		W (mm)
ESPD1+2+3-25-1P	1P	275 V AC	25 kA	25 kA	100 kA	20 kV	≤ 1,3 kV	TN	36
ESPD1+2+3-25-2P	2P	275 V AC	25 kA	25 kA	100 kA	20 kV	≤ 1,3 kV	TN	72
ESPD1+2+3-25-3P	3P	275 V AC	25 kA	25 kA	100 kA	20 kV	≤ 1,3 kV	TN-C	108
ESPD1+2+3-25-4P	4P	275 V AC	25 kA	25 kA	100 kA	20 kV	≤ 1,3 kV	TN-S	144
ESPD1+2+3-25-1+1P	1+1P	275 V AC	25 kA / 100 kA	25 kA / 100 kA	100 kA	20 kV	≤ 1,3 kV / 1,5 kV	TN, TT	72
ESPD1+2+3-25-3+1P	3+1P	275 V AC	25 kA / 100 kA	25 kA / 100 kA	100 kA	20 kV	≤ 1,3 kV / 1,5 kV	TN-S, TT	144

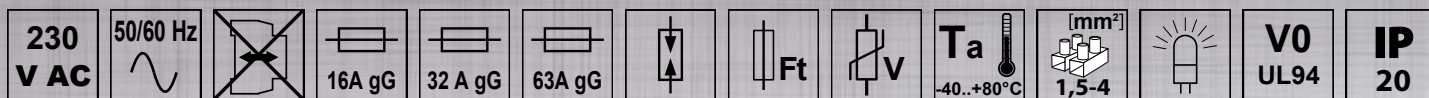


310045 Arad, Str. Liviu Rebreanu nr. 7. • Telefon: +40 257 273 376, 273117  
[www.traconelectric.com](http://www.traconelectric.com) • [tracon@traconelectric.com](mailto:tracon@traconelectric.com) • [comenzi@traconelectric.com](mailto:comenzi@traconelectric.com)

**Informații suplimentare la distribuitorii noștri!**

# ESPD. DESCĂRCĂTOARE DE SUPRATENSIUNE

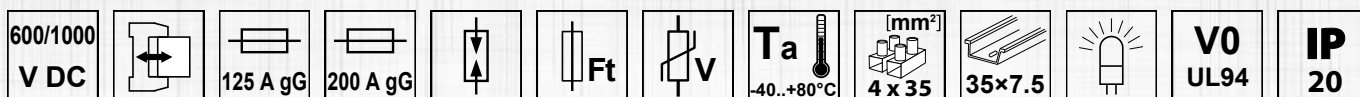
## Descărcătoare de supratensiune tip 3.



TRACON		$U_n$	$U_c$	$I_n$ L-N/(N-PE) 8/20µs	$I_{max}$ 8/20µs	$U_{oc}$	$U_p$		W (mm)
ESPD3-3-2P	1+1P	230 V AC	275 V AC	3 kA	6 kA	6 kV	≤ 1,2 kV	TN, TT	36×24×15
ESPD3-5-1+1P	1+1P	230 V AC	275 V AC	5 kA	10 kA	10 kV	≤ 1,1 kV	TN, TT	18
ESPD3-5-2P	2P	230 V AC	275 V AC	5 kA	10 kA	10 kV	≤ 1,1 kV	TN	18
ESPD3-10-1+1P	1+1P	230 V AC	275 V AC	10 kA	20 kA	20 kV	≤ 1,2 kV	TN, TT	18
ESPD3-10-2P	2P	230 V AC	275 V AC	10 kA	20 kA	20 kV	≤ 1,2 kV	TN	18



## Descărcătoare de supratensiune pentru curent continuu



TRACON		$U_n$	$U_c$	$I_{imp}$ L-N/(N-PE)1P 10/350µs	$I_n$ L-N/(N-PE) 8/20µs	$I_{max}$ 8/20µs	$U_p$	W (mm)
ESPD1+2-DC50-600		600 V DC	800 V DC	12,5 kA	20 kA	50 kA	≤ 3 kV	72
ESPD1+2-DC50-1000		1.000 V DC	1.200 V DC	12,5 kA	20 kA	50 kA	≤ 4 kV	72
ESPD2-DC40-600		600 V DC	800 V DC	—	20 kA	40 kA	≤ 3 kV	72
ESPD2-DC40-1000		1.000 V DC	1.200 V DC	—	20 kA	40 kA	≤ 4 kV	72
ESPD2-DC40-600V*		600 V DC	800 V DC	—	20 kA	40 kA	≤ 3 kV	18
ESPD2-DC40-600VG*		600 V DC	800 V DC	—	20 kA	40 kA	≤ 3 kV	18
ESPD2-DC40-1000V*		1.000 V DC	1.200 V DC	—	20 kA	40 kA	≤ 4 kV	18
ESPD2-DC40-1000VG*		1.000 V DC	1.200 V DC	—	20 kA	40 kA	≤ 4 kV	18

\* element modular

